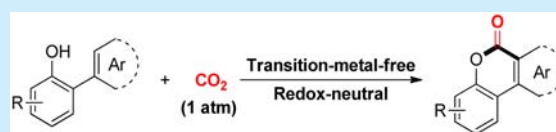


Transition-Metal-Free Lactonization of sp^2 C–H Bonds with CO_2 Zhen Zhang,^{†,‡,§,||} Tao Ju,^{‡,||} Meng Miao,[‡] Jie-Lian Han,[‡] Yi-Han Zhang,[‡] Xing-Yong Zhu,[‡] Jian-Heng Ye,[‡] Da-Gang Yu,^{*,‡,||} and Yong-Gang Zhi^{*,†}[†]Chengdu Institute of Organic Chemistry, Chinese Academy of Sciences, Chengdu 610041, China[‡]Key Laboratory of Green Chemistry & Technology of Ministry of Education, College of Chemistry, Sichuan University, Chengdu 610064, China[§]University of the Chinese Academy of Sciences, Beijing 100049, China

S Supporting Information

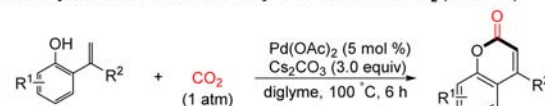
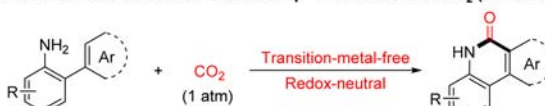
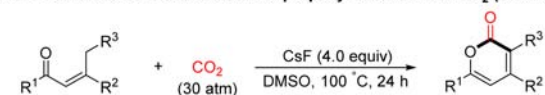
ABSTRACT: The transition-metal-free lactonization of heteroaryl and alkenyl C–H bonds with carbon dioxide is reported to synthesize important coumarin derivatives in moderate to excellent yields. These redox-neutral reactions feature a broad substrate scope, good functional group tolerance, facile scalability, and easy product derivatization.



Transformations of carbon dioxide (CO_2) to high-value-added chemicals have received much attention because CO_2 is a nontoxic, abundant, and recyclable C1 building block.¹ CO_2 may represent a more user-friendly carbonyl source than the hazardous and toxic carbon monoxide (CO)² and phosgene,³ which have been widely used in the laboratory and industry. However, the oxidative carbonylation reaction involving CO and oxidants is still one of the most developed and widely used methods to approach the important carbonyl-containing heterocycles.⁴ Considering its higher oxidation state than CO , CO_2 could act as the combination of CO and oxidants in redox-neutral carbonylation reactions to generate carbonyl-containing heterocycles.

Due to high atom- and step-economy, direct C–H functionalization with CO_2 shows great power and efficiency in carboxylation⁵ and heterocycle formation.^{6–9} In 2013, the Iwasawa and Takaya group developed an unprecedented palladium-catalyzed carboxylation of alkenyl C–H bonds of 2-alkenylphenols with CO_2 to afford the corresponding coumarins via a lactonization process (Scheme 1A).⁶ Our group^{7a} and Xi's group⁸ independently realized the transition-metal-free lactamization of sp^2 C–H bonds in 2-alkenylanilines and 2-(hetero)arylanilines with CO_2 (Scheme 1B). Very recently, Zhang and Lu's group also developed a novel transformation of 1-propenyl ketones to α -pyrones via CO_2 utilization (Scheme 1C).⁹ However, hydroxyl group directed lactonization of aryl C–H bonds, especially heteroaryl C–H bonds, with CO_2 has not been reported yet.¹⁰ As a continuation of our interest in construction of heterocycles with CO_2 ,^{7a,b} herein, we report a challenging transition-metal-free and redox-neutral lactonization of heteroaryl and alkenyl C–H bonds with CO_2 (Scheme 1D).¹¹

The compounds containing an imidazo[1,2-*a*]pyridine (IP) scaffold, such as necopidem, saripidem, and zolpidem, have attracted much attention due to their biological activities.¹² We wonder if we can directly functionalize the C–H bonds in imidazo[1,2-*a*]pyridines to obtain a class of hybrid structures of

Scheme 1. Lactonization/Lactamization of C–H Bond with CO_2 (A) Pd-catalyzed lactonization of alkenyl C–H bonds with CO_2 (Iwasawa)(B) Transition-metal-free lactamization of sp^2 C–H bonds with CO_2 (Yu and Xi)(C) Transition-metal-free lactonization of propenyl ketones with CO_2 (Lu/Zhang)(D) Transition-metal-free lactonization of sp^2 C–H bonds with CO_2 (this work)

coumarin derivatives through lactonization with CO_2 .¹³ As shown in Table 1, we tested the reaction of 2-(imidazo[1,2-*a*]pyridin-2-yl)phenol (1a) with CO_2 as a model reaction. Inspired by our previous work on lactamization reactions (Scheme 1B),^{7a} we first screened different solvents (entries 1–4) with KO^tBu as the base and found diglyme to perform much better than others. The reason might be that diglyme has a similar structure to the crown ether, which can enhance the basicity and make the in situ generated potassium salts, including phenoxide and carbonate, more stable and soluble in the reaction conditions.¹⁴ Furthermore, many kinds of bases (entries 4–11) were tested, and KO^tBu was found to be the

Received: December 2, 2016

Published: January 6, 2017

Table 1. Optimization of Reaction Conditions^a

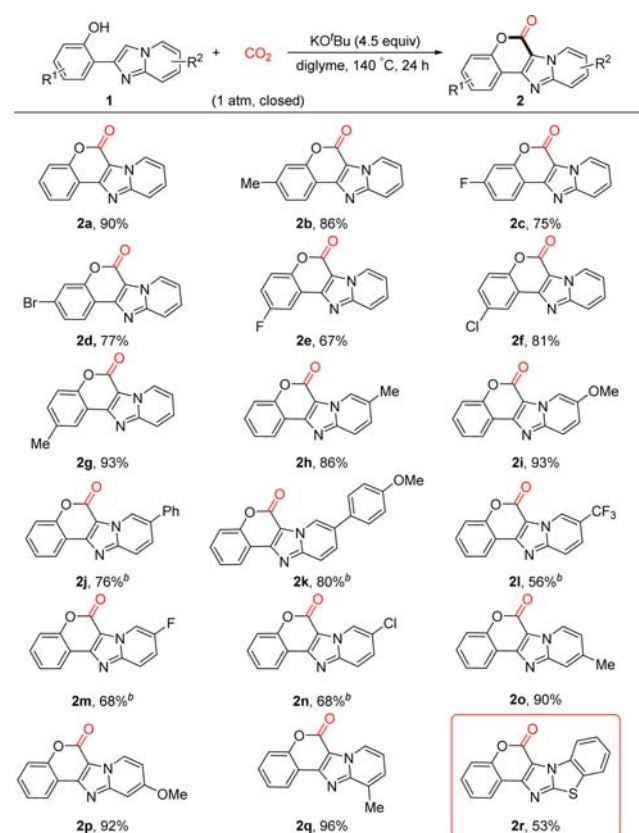
entry	base	solvent	yield (%) ^b	entry	base	solvent	yield (%) ^b
1	KO ^t Bu	DMSO	38	9	Cs ₂ CO ₃	diglyme	19
2	KO ^t Bu	THF	18	10	K ₃ PO ₄	diglyme	18
3	KO ^t Bu	DMF	79	11	DBU	diglyme	0
4	KO ^t Bu	diglyme	93 (90)	12 ^c	KO ^t Bu	diglyme	78
5	NaO ^t Bu	diglyme	87	13 ^d	KO ^t Bu	diglyme	43
6	LiO ^t Bu	diglyme	3	14 ^e	KO ^t Bu	diglyme	59
7	Mg(O ^t Bu) ₂	diglyme	0	15 ^f	KO ^t Bu	diglyme	0
8	K ₂ CO ₃	diglyme	0	16 ^g	Cs ₂ CO ₃	diglyme	36

^aReaction conditions: **1a** (0.2 mmol), base (4.5 equiv), 1 atm of CO₂, 2 mL of solvent, 24 h, 140 °C. ^bGC yields are given with dodecane as an internal standard and the isolated yields are given in parentheses. ^c6 h. ^d1 h. ^eKO^tBu (3.0 equiv). ^fKO^tBu (1.0 equiv). ^gCs₂CO₃ (3.0 equiv), Pd(OAc)₂ (10 mol %).

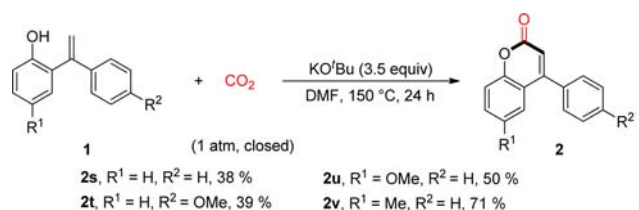
best choice. Moderate to good yields were obtained even if the reaction time was shortened to 6 or 1 h (entries 12 and 13). When a lower amount of KO^tBu was used, the yield of **2a** was decreased dramatically (entries 14 and 15), which indicated the high importance of base in this transformation. Although palladium catalyst could promote the reaction in the presence of Cs₂CO₃ as the base, the efficiency was still not good enough at this stage (entry 16).⁶

With the optimized reaction conditions in hand, we investigated the substrate scope of this transformation (Scheme 2). First, we set out to investigate the scope of the substrates bearing substituents on the phenol ring (**1b–g**). As shown in Scheme 2, different substituents at the meta (**1b–d**) and para position (**1e–g**) of the phenol ring did not affect the reaction. Several kinds of carbon–halo bonds (**1c–f**) were well-tolerated under the current reaction conditions, thus providing great opportunity for further functionalization.¹⁵ Furthermore, we investigated the effect of substitutions on the imidazo[1,2-*a*]pyridine scaffold (**1h–q**). We found that a variety of substrates with different substitutions on the IP scaffold also gave the desired products in good to excellent yields. Notably, many kinds of functional groups, such as methoxyl (**1i**, **1k**, **1p**), trifluoromethyl (**1l**), and carbon–halo bonds (**1m**, **1n**), did not inhibit the reaction. The substrates (**1i**, **1o–q**) with electron-donating groups gave the corresponding products in higher yields than those (**1j**, **1m**) with electron-withdrawing groups, which might arise from higher electron density at the nucleophilic site of the substrate. Besides the imidazo[1,2-*a*]pyridine motif, 2-(benzo[*d*]imidazo[2,1-*b*]thiazol-2-yl)phenol (**1r**) could also be applied in this reaction to give **2r** in 53% yield.

Furthermore, we were pleased to find that 2-alkenylphenols could also be suitable for this transformation (Scheme 3).¹⁶ With slightly modified reaction conditions, **2s** was obtained in 38% yield, along with byproducts from carboxylation at the ortho and para position of phenol ring.¹⁷ To our delight, the substrates (**1u**, **1v**) with substituents on the para position of the phenol ring could generate the corresponding products **2u** and **2v** in moderate to good yields.

Scheme 2. Lactonization of 2-(Imidazo[1,2-*a*]pyridin-2-yl)phenols with CO₂^a

^aReaction conditions: **1** (0.2 mmol), KO^tBu (4.5 equiv), 1 atm of CO₂, 2 mL of diglyme, 24 h, 140 °C. Isolated yields. ^b48 h.

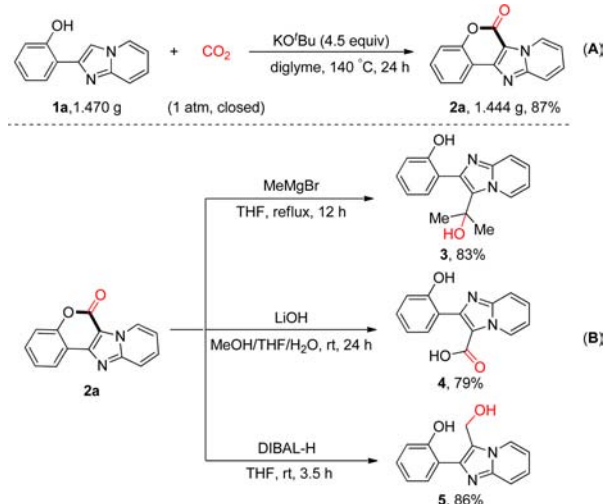
Scheme 3. Lactonization of 2-(1-Arylvinyl)phenols with CO₂^a

^aReaction conditions: **1** (0.2 mmol), KO^tBu (3.5 equiv), 1 atm of CO₂, 2 mL of DMF, 24 h, 150 °C. Isolated yields are shown.

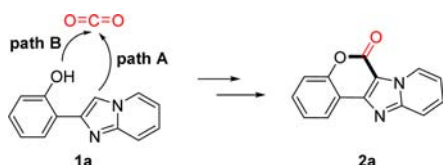
After developing the methodology, we further demonstrated its utility. First, the reaction of **1a** could be scaled up to gram quantity with 87% yield (Scheme 4A). Moreover, the product **2a** could be easily transformed to 2-(3-(2-hydroxypropan-2-yl)imidazo[1,2-*a*]pyridin-2-yl)phenol (**3**), 2-(2-hydroxyphenyl)imidazo[1,2-*a*]pyridine-3-carboxylic acid (**4**), and 2-(3-(hydroxymethyl)imidazo[1,2-*a*]pyridin-2-yl)phenol (**5**) in the presence of nucleophiles or a reductant (Scheme 4B; see the SI for details), all of which demonstrate that this transformation can be useful in organic synthesis.

Concerning the mechanism, there are two possible pathways for **1a** to react with CO₂ to generate **2a** (Scheme 5) because both the phenoxide and imidazole motif are electron-rich and nucleophilic. To gain insight into the reaction mechanism, a series of experiments were conducted.

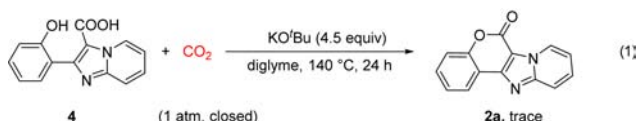
Scheme 4. Large-Scale Reaction and Synthetic Applications



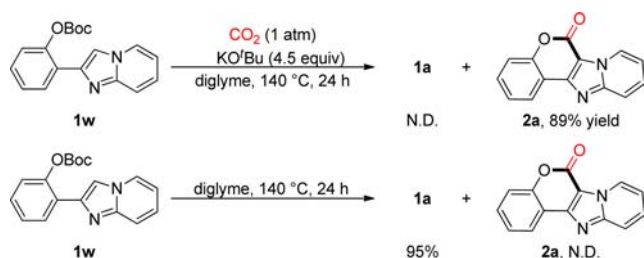
Scheme 5. Possible Pathways for the Reaction



At first, we wondered whether compound **4** is one key intermediate that can transfer to the product **2a** through the lactonization reaction (Scheme 5, path A). However, only a trace of the target product **2a** was detected under the standard conditions (eq 1), which indicated that path A might be unfavored.



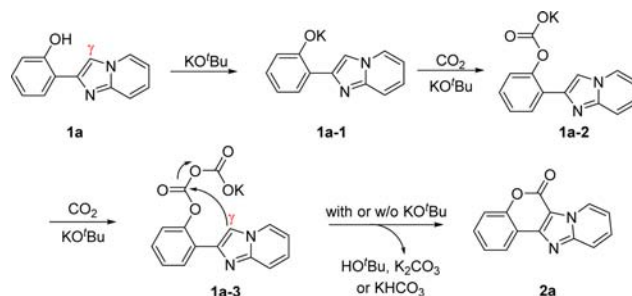
On the basis of the the above results, nucleophilic attack from oxygen in phenols may be a possible path for the reaction (Scheme 5, path B). On the basis of our previous work,^{7a} the Boc-protected substrate **1w** was considered as possible intermediate and tested in this transformation (Scheme 6). Although **1w** could give the product **2a** under the standard conditions in 89% yield, we could not detect the **1w** formation in the reaction of **1a** anytime. Moreover, when **1w** was applied as the starting material in the reaction conditions without CO₂, **2a** was not detected, and only the free phenol **1a** was obtained. These results excluded the possibility of **1w** as intermediate and

Scheme 6. Mechanistic Studies with **1w**

indicated that **1w** underwent decomposition at high temperature to generate **1a**, which further reacted with CO₂ to give other intermediates and the final product **2a**.

At this stage, we speculated the phenoxide played an important role in CO₂ fixation and activating the γ -position, which is highly electron-rich and nucleophilic. Based on the above results and previous reports,^{7,18} we proposed a preliminary reaction mechanism for this reaction (Scheme 7).

Scheme 7. Proposed Mechanism



Compound **1a** undergoes deprotonation in the presence of strong base KO^tBu to form **1a-1**, which can generate **1a-2** through reaction with CO₂ or the in situ generated adduct of CO₂ with KO^tBu (e.g., KOCOO^tBu). Next, **1a-2** further reacts with CO₂ or the adduct of CO₂ to give the intermediate **1a-3**.¹⁸ Intramolecular nucleophilic attack and deprotonation with assistance from the base might produce the desired product **2a** along with HO^tBu/K₂CO₃ or KHCO₃ as byproducts. Further mechanistic studies are in progress in our laboratory.

In conclusion, we have developed a novel lactonization of heteroaryl and alkenyl C–H bonds with CO₂ to synthesize important coumarin derivatives under transition-metal-free and redox-neutral conditions. A variety of coumarin derivatives are generated in moderate to excellent yields. These reactions feature a broad substrate scope, good functional group tolerance, facile scalability, and easy product derivatization. Given the importance of coumarin derivatives, this user- and eco-friendly synthetic strategy is expected to find wide application in the pharmaceutical industry.

■ ASSOCIATED CONTENT

Supporting Information

The Supporting Information is available free of charge on the ACS Publications website at DOI: 10.1021/acs.orglett.6b03601.

Experimental procedures and characterization of all products (PDF)

■ AUTHOR INFORMATION

Corresponding Authors

*E-mail: dgyu@scu.edu.cn.

*E-mail: 2411714859@qq.com.

ORCID

Da-Gang Yu: 0000-0001-5888-1494

Author Contributions

||Z.Z. and T.J. contributed equally.

Notes

The authors declare no competing financial interest.

■ ACKNOWLEDGMENTS

We thank the National Natural Science Foundation of China (21502124), the “1000-Youth Talents Program”, a Start-up Grant from Sichuan University, and the “973” Project from the MOST of China (2015CB856600) for financial support. We also thank the comprehensive training platform of the Specialized Laboratory in the College of Chemistry at Sichuan University for compound testing.

■ REFERENCES

- (1) For reviews on transformation of CO₂: (a) Braunstein, P.; Matt, D.; Nobel, D. *Chem. Rev.* **1988**, *88*, 747. (b) Sakakura, T.; Choi, J.-C.; Yasuda, H. *Chem. Rev.* **2007**, *107*, 2365. (c) Correa, A.; Martín, R. *Angew. Chem., Int. Ed.* **2009**, *48*, 6201. (d) Sakakura, T.; Kohno, K. *Chem. Commun.* **2009**, 1312. (e) Dong, D.; Yang, P.; Hu, W. *Prog. Chem.* **2009**, *21*, 1217. (f) Aresta, M. *Carbon Dioxide as Chemical Feedstock*; Wiley-VCH: Weinheim, 2010. (g) Glueck, S. M.; Gümus, S.; Fabian, W. M. F.; Faber, K. *Chem. Soc. Rev.* **2010**, *39*, 313. (h) Mikkelsen, M.; Jørgensen, M.; Krebs, F. C. *Energy Environ. Sci.* **2010**, *3*, 43. (i) Riduan, S. N.; Zhang, Y. *Dalton Trans.* **2010**, 39, 3347. (j) Cokoja, M.; Bruckmeier, C.; Rieger, B.; Herrmann, W. A.; Kühn, F. E. *Angew. Chem., Int. Ed.* **2011**, *50*, 8510. (k) Huang, K.; Sun, C. L.; Shi, Z.-J. *Chem. Soc. Rev.* **2011**, *40*, 2435. (l) Martin, R.; Kleij, A. W. *ChemSusChem* **2011**, *4*, 1259. (m) Wang, J.-L.; Miao, C.-X.; Dou, X.-Y.; Gao, J.; He, L.-N. *Curr. Org. Chem.* **2011**, *15*, 621. (n) Wang, W.; Wang, S.; Ma, X.; Gong, J. *Chem. Soc. Rev.* **2011**, *40*, 3703. (o) Yang, Z.-Z.; Zhao, Y.-N.; He, L.-N. *RSC Adv.* **2011**, *1*, 545. (p) Tsuji, Y.; Fujihara, T. *Chem. Commun.* **2012**, 48, 9956. (q) Yang, Z.-Z.; He, L.-N.; Gao, J.; Liu, A.-H.; Yu, B. *Energy Environ. Sci.* **2012**, *5*, 6602. (r) Zhang, W.; Lu, X. *Chin. J. Catal.* **2012**, *33*, 745. (s) He, M.; Sun, Y.; Han, B. *Angew. Chem., Int. Ed.* **2013**, *52*, 9620. (t) Cai, X.; Xie, B. *Synthesis* **2013**, 45, 3305. (u) Zhang, L.; Hou, Z. *Chem. Sci.* **2013**, *4*, 3395. (v) Kielland, N.; Whiteoak, C. J.; Kleij, A. W. *Adv. Synth. Catal.* **2013**, *355*, 2115. (w) Centi, G.; Perathoner, S., Eds. *Green Carbon Dioxide: Advances in CO₂ Utilization*; Wiley-VCH: Weinheim, 2014. (x) Aresta, M.; Dibenedetto, A.; Angelini, A. *Chem. Rev.* **2014**, *114*, 1709. (y) Maeda, C.; Miyazaki, Y.; Ema, T. *Catal. Sci. Technol.* **2014**, *4*, 1482. (z) Yeung, C. S.; Dong, V. M. *Top. Catal.* **2014**, *57*, 1342. (aa) Liu, Q.; Wu, L.; Jackstell, R.; Beller, M. *Nat. Commun.* **2015**, *6*, 5933. (ab) Pinaka, A.; Vougioukalakis, G. C. *Coord. Chem. Rev.* **2015**, *288*, 69. (ac) Yu, B.; He, L. N. *ChemSusChem* **2015**, *8*, 52. (ad) Börjesson, M.; Moragas, T.; Gallego, D.; Martin, R. *ACS Catal.* **2016**, *6*, 6739. (ae) Wang, S.; Du, G.; Xi, C. *Org. Biomol. Chem.* **2016**, *14*, 3666. (2) (a) Tafesh, A. M.; Weiguny, J. *Chem. Rev.* **1996**, *96*, 2035. (b) Otera, J. *Modern Carbonyl Chemistry*; Wiley-VCH, 2000. (c) Brennfürer, A.; Neumann, H.; Beller, M. *Angew. Chem., Int. Ed.* **2009**, *48*, 4114. (d) Wu, L.; Fang, X.; Liu, Q.; Jackstell, R.; Beller, M.; Wu, X.-F. *ACS Catal.* **2014**, *4*, 2977. (3) Oertel, G. *Polyurethane Handbook*; Hanser Publishers: Munich, 1985. (4) Wu, X.-F.; Neumann, H.; Beller, M. *Chem. Rev.* **2013**, *113*, 1. (5) For reviews and highlights, see: (a) Dalton, D. M.; Rovis, T. *Nat. Chem.* **2010**, *2*, 710. (b) Ackermann, L. *Angew. Chem., Int. Ed.* **2011**, *50*, 3842. (c) Boogaerts, I. I. F.; Nolan, S. P. *Chem. Commun.* **2011**, 47, 3021. For recent elegant progress, see: (d) Olah, G. A.; Torok, B. I.; Joschek, J. P.; Bucsi, I.; Esteves, P. M.; Rasul, G.; Surya Prakash, G. K. *J. Am. Chem. Soc.* **2002**, *124*, 11379. (e) Boogaerts, I. I. F.; Fortman, G. C.; Furst, M. R. L.; Cazin, C. S. J.; Nolan, S. P. *Angew. Chem., Int. Ed.* **2010**, *49*, 8674. (f) Boogaerts, I. I. F.; Nolan, S. P. *J. Am. Chem. Soc.* **2010**, *132*, 8858. (g) Nemoto, K.; Yoshida, H.; Egusa, N.; Morohashi, N.; Hattori, T. *J. Org. Chem.* **2010**, *75*, 7855. (h) Vechorkin, O.; Hirt, N.; Hu, X. *Org. Lett.* **2010**, *12*, 3567. (i) Zhang, L.; Cheng, J.; Ohishi, T.; Hou, Z. *Angew. Chem., Int. Ed.* **2010**, *49*, 8670. (j) Mizuno, H.; Takaya, J.; Iwasawa, N. *J. Am. Chem. Soc.* **2011**, *133*, 1251. (k) Inomata, H.; Ogata, K.; Fukuzawa, S.-i.; Hou, Z. *Org. Lett.* **2012**, *14*, 3986. (l) Gu, M.; Cheng, Z. *Ind. Eng. Chem. Res.* **2014**, *53*, 9992. (m) Suga, T.; Mizuno, H.; Takaya, J.; Iwasawa, N. *Chem. Commun.* **2014**, 50, 14360. (n) Ueno, A.; Takimoto, M.; O, W. N.; Nishiura, M.; Ikariya, T.; Hou, Z. *Chem. - Asian J.* **2015**, *10*, 1010. (6) Sasano, K.; Takaya, J.; Iwasawa, N. *J. Am. Chem. Soc.* **2013**, *135*, 10954. (7) (a) Zhang, Z.; Liao, L.-L.; Yan, S.-S.; Wang, L.; He, Y.-Q.; Ye, J.-H.; Li, J.; Zhi, Y.-G.; Yu, D.-G. *Angew. Chem., Int. Ed.* **2016**, *55*, 7068. (b) Ye, J.-H.; Song, L.; Zhou, W.-J.; Ju, T.; Yin, Z.-B.; Yan, S.-S.; Zhang, Z.; Li, J.; Yu, D.-G. *Angew. Chem., Int. Ed.* **2016**, *55*, 10022. For a very recent multicomponent reaction, see: (c) Sun, S.; Hu, W.-M.; Gu, N.; Cheng, J. *Chem. - Eur. J.* **2016**, *22*, 18729. (8) Wang, S.; Shao, P.; Du, G.; Xi, C. *J. Org. Chem.* **2016**, *81*, 6672. (9) Zhang, W.-Z.; Yang, M.-W.; Lu, X.-B. *Green Chem.* **2016**, *18*, 4181. (10) For a recent review on ester formation via C–H functionalization, see: (a) Liu, B.; Hu, F.; Shi, B.-F. *ACS Catal.* **2015**, *5*, 1863. For oxidative carbonylation of 2-(hetero)arylphenols with CO, see: (b) Luo, S.; Luo, F.-X.; Zhang, X.-S.; Shi, Z.-J. *Angew. Chem., Int. Ed.* **2013**, *52*, 10598. (c) Lee, T.-H.; Jayakumar, J.; Cheng, C.-H.; Chuang, S.-C. *Chem. Commun.* **2013**, *49*, 11797. (d) Inamoto, K.; Kadokawa, J.; Kondo, Y. *Org. Lett.* **2013**, *15*, 3962. (e) Shin, Y.; Yoo, C.; Moon, Y.; Lee, Y.; Hong, S. *Chem. - Asian J.* **2015**, *10*, 878. (f) Zhang, J.; Zhang, X.; Fan, X. *J. Org. Chem.* **2016**, *81*, 3206. For oxidative alcohol-directed carbonylation of aryl C–H bonds with CO, see: (g) Lu, Y.; Leow, D.; Wang, X.; Engle, K. M.; Yu, J.-Q. *Chem. Sci.* **2011**, *2*, 967. (h) Wang, Y.; Gevorgyan, V. *Angew. Chem., Int. Ed.* **2015**, *54*, 2255. (11) Lactonization of phenols with CO₂ is difficult, with the following challenges: (a) competitive background reactions of direct ortho and/or para carboxylation, well-known as the “Kolbe–Schmitt reaction”; (b) competitive hydrolysis of the lactones under basic reaction conditions; (c) challenging O-carboxylation than N-carboxylation; (d) compatibility of carboxylation and condensation under the same system. (12) For recent examples of biologically active imidazo[1,2-a]pyridyl derivatives, see: (a) Okubo, T.; Yoshikawa, R.; Chaki, S.; Okuyama, S.; Nakazato, A. *Bioorg. Med. Chem.* **2004**, *12*, 423. (b) Hanson, S. M.; Morlock, E. V.; Satyshur, K. A.; Czajkowski, C. *J. Med. Chem.* **2008**, *51*, 7243. (c) Véron, J.-B.; Allouchi, H.; Enguehard-Gueffier, C.; Snoeck, R.; Andrei, G.; De Clercq, E.; Gueffier, A. *Bioorg. Med. Chem.* **2008**, *16*, 9536. (d) Wiegand, M. H. *Drugs* **2008**, *68*, 2411. (e) Gallud, A.; Vaillant, O.; Maillard, L. T.; Arama, D. P.; Dubois, J.; Maynadier, M.; Lisowski, V.; Garcia, M.; Martinez, J.; Masurier, N. *Eur. J. Med. Chem.* **2014**, *75*, 382. (f) Meng, T.; Wang, W.; Zhang, Z.; Ma, L.; Zhang, Y.; Miao, Z.; Shen, J. *Bioorg. Med. Chem.* **2014**, *22*, 848. (13) For one example of oxidative lactonization reaction of **1a** with CO in 85%, see ref 10f. (14) Hodgson, K. O.; Raymond, K. N. *Inorg. Chem.* **1972**, *11*, 3030. (15) (a) Larock, R. C. *Comprehensive Organic Transformations: A Guide to Functional Group Preparations*; VCH: New York, 1989. (b) de Meijere, A.; Bräse, S.; Oestreich, M. *Metal-Catalyzed Cross-Coupling Reactions and More*; Wiley-VCH: Weinheim, 2014. (16) (a) Similar results were also observed in the Supporting Information of ref 6. For oxidative carbonylation of 2-alkenylphenols with CO, see: (b) Ferguson, J.; Zeng, F.; Alper, H. *Org. Lett.* **2012**, *14*, 5602. (c) Seoane, A.; Casanova, N.; Quiñones, N.; Mascareñas, J. L.; Gulías, M. *J. Am. Chem. Soc.* **2014**, *136*, 834. (d) Liu, X.-G.; Zhang, S.-S.; Jiang, C.-Y.; Wu, J.-Q.; Li, Q.; Wang, H. *Org. Lett.* **2015**, *17*, 5404. (17) (a) Lindsey, A. S.; Jeskey, H. *Chem. Rev.* **1957**, *57*, 583. (b) Aresta, M.; Quaranta, E.; Tommasi, I.; Giannoccaro, P.; Ciccarese, A. *Gazz. Chim. Ital.* **1995**, *125*, 509. (18) (a) Basel, Y.; Hassner, A. *J. Org. Chem.* **2000**, *65*, 6368. (b) Chen, F.-F.; Huang, K.; Zhou, Y.; Tian, Z.-Q.; Zhu, X.; Tao, D.-J.; Jiang, D.; Dai, S. *Angew. Chem., Int. Ed.* **2016**, *55*, 7166. (c) Zhou, H.; Wang, G.-X.; Zhang, W.-Z.; Lu, X.-B. *ACS Catal.* **2015**, *5*, 6773.